

Turnstiles & Gates Summary

Security without compromising

Turnstiles & Gates Summary

About COMINFO

COMINFO, a.s. is a European manufacturer of speed gates, turnstiles, and access control system. The company COMINFO was founded in 1990 and currently shares market in over 70 countries and become one of the leading manufacturers in this industry. COMINFO cutting-edge technology and refined solutions are built in-house, allowing us to control every step of the production process. Later on through our sales network and international partners we ensure an excellent quality of service capable of responding to the needs of customers in a timely and efficient manner.

EASYGATE

The EasyGate product range also known as speed gate technology has been developed by COMINFO to the highest design, safety and security level. These speed gates have the ability to implement a wide range of optional accessories, alternative surface finishes, a large variety of shapes and colours or cladding with different materials.

BAR

BAR product line of waist-height tripod turnstiles is suitable for a wide variety of indoor and outdoor applications. With high-quality construction and reliability, long-term cost-effective operation is assured. A wide range of designs enables to provide an ideal model to suit any interior and exterior. BAR tripod turnstiles represent a classic and safe way to protect your premises.

PEGAS

The PEGAS swing gate is the most suitable solution for controlled wheelchair access, moving of larger items or for evacuation purposes. It can be installed independently or together with turnstiles or speed gates. Also as a double version for even wider passage with synchronous or individual opening/closing.

REXON

REXON range of full-height turnstiles and gates are most suitable where a high level of security is required. This REXON range contains standard full-height turnstiles, space-saving double units, turnstile with gate for wheelchair access, bicycle gate and goods entrance. Also offers indoor and outdoor access control applications with high-quality anti-corrosive surface which guarantees reliable operation under the extreme outdoor conditions.










ROUND

The Round range offers the ultimate half-height turnstiles that combine both aesthetics with functionality. Half-height turnstiles with a high level of security with user comfort, attractive and elegant design for applications.

Contents









































EasyGate	
• Swing Speed Gate Technology - Slim design.....	4-5
• Swing Speed Gate Technology	4-5
• Swing Speed Gate Technology Luxury design allows easy customization.....	4-5
• Sliding Speed Gate Technology	6-7
• Special Applications	6-7
BAR Tripod Turnstile.....	8-9
PEGAS Swing Gate.....	10-11
Rexon Full-height Turnstile	12-15
Full-height Gate.....	16-17
Round Half-height Revolving Turnstile.....	18-19
Infill Barriers.....	20
Ramps	20

LEGEND

-  Standard
-  Bag
-  Trolley bag
-  Wheelchair and stroller access
-  Child Safety Mode
-  Bicycle / scooter
-  Security - low level
-  Security - middle level
-  Security - high level





































-  1
 -  2
 -  3
 -  4
 -  5
- Price level from lowest to highest





























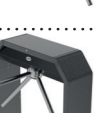











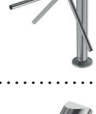










































Turnstile model	General description	Security level	Drive mechanism	Standard material	Emergency	Operating environment	Passage Type	Price level
EasyGate Swing Speed Gate Technology – Slim design (bi-directional)								
Premium Class								
	EasyGate Superb** Swing Speed Gate 990-1800 mm height of glass barrier 1 wing / 2 wings	 High 30 pairs of IR sensors Tailgating & Cross over detection	Fail-Safe Motor	Brushed stainless steel Black glass top lid Tempered glass infill panel	Free to open Automatic opening in exit direction*	Indoor		
	EasyGate LiftCall Swing Speed Gate 990-1800 mm height of glass barrier 1 wing / 2 wings	 High 30 pairs of IR sensors Tailgating & Cross over detection	Fail-Safe Motor	Brushed stainless steel in black RAL Black glass top lid	Free to open Automatic opening in exit direction*	Indoor		
	EasyGate Elite Swing Speed Gate 990-1800 mm height of glass barrier 1 wing / 2 wings	 High 30 pairs of IR sensors Tailgating & Cross over detection	Fail-Safe Motor	Brushed stainless steel Black glass top lid Tempered glass infill panel	Free to open Automatic opening in exit direction*	Indoor		
	EasyGate EliteS Swing Speed Gate The shortest cabinet design with mid & high glass barriers 990-1800 mm height of glass barrier 1 wing / 2 wings	 High 18 pairs of IR sensors Tailgating & Cross over detection	Fail-Safe Motor	Brushed stainless steel Black glass top lid Tempered glass infill panel	Free to open Automatic opening in exit direction*	Indoor		
Standard Class								
	EasyGate SG 1000 / SR 1000 Swing Speed Gate 850 mm height of glass barrier 1 wing / 2 wings G model – round front / R model – square front	 Middle 6-24 pairs of IR sensors Tailgating & Cross over detection	Fail-Safe Motor	Brushed stainless steel Tempered glass infill panel	Free to open Automatic opening in exit direction*	Indoor Outdoor covered		
	EasyGate SG 1400 / SR 1400 Swing Speed Gate 850 mm height of glass barrier 1 wing / 2 wings G model – round front / R model – square front	 Middle 8-36 pairs of IR sensors Tailgating & Cross over detection	Fail-Safe Motor	Brushed stainless steel Tempered glass infill panel	Free to open Automatic opening in exit direction*	Indoor Outdoor covered		
EasyGate Swing Speed Gate Technology (bi-directional)								
Premium Class								
	EasyGate SPT-G / SPT-R Swing Speed Gate 1200-1800 mm height of glass barrier 1 wing / 2 wings G model – round front / R model – square front	 High 36 pairs of IR sensors Tailgating & Cross over detection	Fail-Safe Magnetic Direct Drive Motor	Brushed stainless steel Black glass top lid Tempered glass infill panel	Free to open Automatic opening in exit direction* Pushthrough feature*	Indoor		
	EasyGate SPD-G / SPD-R Swing Speed Gate 850 mm height of glass barrier 1 wing / 2 wings G model – round front / R model – square front	 Middle 36 pairs of IR sensors Tailgating & Cross over detection	Fail-Safe Magnetic Direct Drive Motor	Brushed stainless steel Black glass top lid Tempered glass infill panel	Free to open Automatic opening in exit direction* Pushthrough feature*	Indoor		
EasyGate Swing Speed Gate Technology – Luxury design allows easy customization (bi-directional)								
Premium Class								
	EasyGate IM Swing Speed Gate 1200-1800 mm height of glass barrier 1 wing / 2 wings	 High 36 pairs of IR sensors Tailgating & Cross over detection	Fail-Safe Magnetic Direct Drive Motor	Brushed stainless steel White corian cladding panels Tempered glass infill panel	Free to open Automatic opening in exit direction* Pushthrough feature*	Indoor		
	EasyGate BV Swing Speed Gate 800 mm height of glass barrier 1 wing / 2 wings	 Middle 36 pairs of IR sensors Tailgating & Cross over detection	Fail-Safe Motor	Brushed stainless steel White corian cladding panels Tempered glass infill panel	Free to open Automatic opening in exit direction*	Indoor		





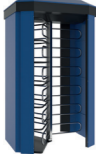































* Optional Accessories

















































** Available from Q1 2019

















































Turnstile model	General description	Security level	Drive mechanism	Standard material	Emergency	Operating environment	Passage Type	Price level
EasyGate Sliding Speed Gate technology (bi-directional)								
Premium Class								
	EasyGate BG Sliding Speed Gate 950 mm height of glass barrier 2 wings	 Middle 30 pairs of IR sensors Tailgating & Cross over detection	Fail-Safe Magnetic Direct Drive Motor	Brushed stainless steel Black glass top lid	Free to open Automatic opening*	Indoor		
	EasyGate LG Sliding Speed Gate 940/1200/1800 mm height of glass barrier 2 wings	 High 42 pairs of IR sensors Tailgating & Cross over detection	Fail-Safe Magnetic Direct Drive Motor	Brushed stainless steel	Free to open Automatic opening*	Indoor		
Standard Class								
	EasyGate LX / LH Sliding Speed Gate 940/1200/1800 mm height of glass barrier 2 wings LX model – round front LH model – square front	 High 40 pairs of IR sensors Tailgating & Cross over detection	Fail-Safe Motor	Brushed stainless steel	Free to open Automatic opening*	Indoor Outdoor covered		
	EasyGate FL / FH Sliding Speed Gate 940 height of glass barrier, angled wings shaped 2 wings FL model – round front FH model – square front	 Middle 40 pairs of IR sensors Tailgating & Cross over detection	Fail-Safe Motor	Brushed stainless steel	Free to open Automatic opening*	Indoor Outdoor covered		
EasyGate Special Applications (bi-directional)								
Premium Class								
	EasyGate SPA Swing Speed Gate Paid Access Solution with Coin Validator/Credit Card 1400 mm height of glass barrier 2 wings	 High 30 pairs of IR sensors Tailgating & Cross over detection	Fail-Safe Magnetic Direct Drive Motor	Brushed stainless steel Tempered glass infill panel	Free to open Automatic opening in exit direction* Pushthrough feature*	Indoor		
	EasyGate SBG Swing Speed Gate Self-Boarding Gate for Airports 1000 mm height of glass barrier 2 wings	 High 50 pairs of IR sensors Tailgating & Cross over detection	Fail-Safe Motor	Brushed stainless steel Tempered glass infill panel	Free to open Automatic opening in exit direction*	Indoor		
	Interlock Gate G / R High Security Double Speed Gate 1200-1800 mm height of glass barrier 4 wings G model – round front / R model – square front	 High 75 pairs of IR sensors Tailgating & Cross over detection	Fail-Safe Magnetic Direct Drive Motor	Brushed stainless steel Black glass top lid Tempered glass infill panel	Free to open Automatic opening in exit direction* Pushthrough feature*	Indoor		
	EasyGate SPT-G Bike / SPT-R Bike Swing Speed Gate 1200-1800 mm height of glass barrier 1 wing / 2 wings G model – round front / R model – square front	 High 36 pairs of IR sensors Tailgating & Cross over detection Induction loop	Fail-Safe Magnetic Direct Drive Motor	Brushed stainless steel Tempered glass infill panel	Free to open Automatic opening in exit direction* Pushthrough feature*	Indoor Outdoor		
	EasyGate SPT-G Outdoor / SPT-R Outdoor Swing Speed Gate 1200-1800 mm height of glass barrier 1 wing / 2 wings G model – round front / R model – square front	 High 36 pairs of IR sensors Tailgating & Cross over detection	Fail-Safe Magnetic Direct Drive Motor	Brushed stainless steel Black glass top lid Tempered glass infill panel	Free to open Automatic opening in exit direction* Pushthrough feature*	Outdoor		

Turnstile model	General description	Security level	Drive mechanism	Standard material	Emergency	Operating environment	Passage Type	Price level
BAR Tripod motorized turnstile (bi-directional)								
	BAR ONE Unipod Single arm tripod turnstile designed for convenient passage Entry invitation feature for smooth passage	 Low	Fail-Safe Magnetic Direct Drive Motor	Brushed stainless steel	Emergency folding arm	Indoor Outdoor covered* Outdoor uncovered*		
	BAR ONE Gate Single arm tripod turnstile designed for wide entrance requirements Entry invitation feature for smooth passage	 Low	Fail-Safe Magnetic Direct Drive Motor	Brushed stainless steel	Emergency folding arm	Indoor Outdoor covered* Outdoor uncovered*		
	BAR ONE Tripod Tripod turnstile Entry invitation feature for smooth passage	 Low	Fail-Safe Magnetic Direct Drive Motor	Brushed stainless steel	Free to move	Indoor Outdoor covered* Outdoor uncovered*		
	BAR BA Tripod turnstile Entry invitation feature for smooth passage	 Low	Fail-Safe Motor	Brushed stainless steel	Emergency Drop-arm* Free to move	Indoor Outdoor covered* Outdoor uncovered*		
	BAR EC Tripod turnstile Entry invitation feature for smooth passage	 Low	Fail-Safe Motor	Painted polyester powder coated	Emergency Drop-arm* Free to move	Indoor Outdoor covered*		
	BAR EK Tripod turnstile Entry invitation feature for smooth passage	 Low	Fail-Safe Motor	Brushed stainless steel	Emergency Drop-arm* Free to move	Indoor Outdoor covered**		
	BAR EK-Wall Tripod turnstile designed for small spaces Wall mounted turnstile Entry invitation feature for smooth passage	 Low	Fail-Safe Motor	Brushed stainless steel	Emergency Drop-arm* Free to move	Indoor Outdoor covered*		
	BAR ST Tripod turnstile Entry invitation feature for smooth passage	 Low	Fail-Safe Motor	Painted polyester powder coated	Emergency Drop-arm* Free to move	Indoor Outdoor covered* Outdoor uncovered*		
	BAR ST-DUO Double tripod turnstile Entry invitation feature for smooth passage	 Low	Fail-Safe Motor	Painted polyester powder coated	Emergency Drop-arm* Free to move	Indoor Outdoor covered* Outdoor uncovered*		
	BAR SKR Tripod turnstile Entry invitation feature for smooth passage	 Low	Fail-Safe Motor	Brushed stainless steel	Free to move	Indoor Outdoor covered* Outdoor uncovered*		
	BAR SKR-DropArm Tripod turnstile Entry invitation feature for smooth passage	 Low	Fail-Safe Motor	Brushed stainless steel	Emergency Drop-arm Free to move	Indoor Outdoor covered* Outdoor uncovered*		
	BAR GX Tripod turnstile Entry invitation feature for smooth passage	 Low	Fail-Safe Motor	Brushed stainless steel	Emergency Drop-arm* Free to move	Indoor Outdoor covered*		
	BAR WN Tripod turnstile designed for outdoor High adjustable double leg base Entry invitation feature for smooth passage	 Low	Fail-Safe Motor	Painted polyester powder coated	Free to move	Indoor Outdoor		




























Turnstile model	General description	Security level	Drive mechanism	Standard material	Emergency	Operating environment	Passage Type	Price level
PEGAS Motorized Swing Gate (bi-directional)								
	PEGAS GLE Glass swing gate Wheelchair compliant width Opening angle in each direction up to 90°	 Low	Fail-Safe Motor	Brushed stainless steel	Free to open Automatic opening*	Indoor		
	PEGAS GL Glass swing gate Wheelchair compliant width Opening angle up to 270°	 Low	Fail-Safe Motor	Brushed stainless steel	Free to open Automatic opening*	Indoor		
	PEGAS HG Glass swing gate Wheelchair compliant width Opening angle in each direction up to 90°	 Low	Fail-Safe Motor	Brushed stainless steel	Free to open Automatic opening*	Indoor		
	PEGAS SF Stainless tube swing gate Trombone style barrier Wheelchair compliant width Opening angle up to 270°	 Low	Fail-Safe Motor	Brushed stainless steel	Free to open Automatic opening*	Indoor Outdoor covered Outdoor uncovered		
	PEGAS SF-S Swing gate Stainless frame with glass infill barrier Wheelchair compliant width Opening angle up to 270°	 Low	Fail-Safe Motor	Brushed stainless steel	Free to open Automatic opening*	Indoor Outdoor covered Outdoor uncovered		
	PEGAS J Stainless tube swing gate Double trombone style barrier Wheelchair compliant width Opening angle up to 270°	 Low	Fail-Safe Motor	Brushed stainless steel	Free to open Automatic opening*	Indoor Outdoor covered Outdoor uncovered		
	Twin/Double gate Twin/Double swing gates For applications requiring extra wide open clearance	 Low	Fail-Safe Motor		Twin Gate: individual gate opening and closing* Double gate: synchronous gate opening and closing*			
	PEGAS Gate Top Integration of RFID reader, safety radar, exit radar, edge light				Including radar/proxy reader bracket.* Available for PEGAS gate GLE, HG, SF, SF-S, J.			













Turnstile model	General description	Security level	Drive mechanism	Standard material	Emergency	Operating environment	Passage Type	Price level
REXON DEA Full-height Motorized Turnstile (bi-directional)								
	REXON DEA 3 Full-height turnstile with straight arms 3 door wings With canopy & side panels	 High	Fail-Safe Motor	Frame/Canopy: hot-dip zinc galvanized and RAL powder coated Rotor with arms: hot-dip zinc galvanized	Free to move	Indoor Outdoor covered Outdoor uncovered		
	REXON DEA 3-U Full-height turnstile with trombone style U-shaped arms 3 door wings With canopy & side panels	 High	Fail-Safe Motor	Frame/Canopy: hot-dip zinc galvanized and RAL powder coated Rotor with arms: polished stainless steel	Free to move	Indoor Outdoor covered Outdoor uncovered		
	REXON DEA DUO 3 Double full-height turnstile with straight arms 3 door wings With canopy & side panels	 High	Fail-Safe Motor	Frame/Canopy: hot-dip zinc galvanized and RAL powder coated Rotor with arms: hot-dip zinc galvanized	Free to move	Indoor Outdoor covered Outdoor uncovered		
	REXON DEA 3 GATE-Bike Full-height turnstile with straight arms 3 door wings With Integrated bicycle side gate, canopy & side panels	 High	Fail-Safe Motor	Frame/Canopy: hot-dip zinc galvanized and RAL powder coated Rotor with arms: hot-dip zinc galvanized	Free to move	Indoor Outdoor covered Outdoor uncovered		
	REXON DEA 3 GATE Bike-U Full-height turnstile with trombone style U-shaped arms 3 door wings With Integrated bicycle side gate, canopy & side panels	 High	Fail-Safe Motor	Frame/Canopy: hot-dip zinc galvanized and RAL powder coated Rotor with arms: polished stainless steel	Free to move	Indoor Outdoor covered Outdoor uncovered		
	REXON DEA 3 GATE-Full Full-height turnstile with straight arms 3 door wings With Integrated wheelchair width side gate, canopy & side panels	 High	Fail-Safe Motor	Frame/Canopy: hot-dip zinc galvanized and RAL powder coated Rotor with arms: polished stainless steel	Free to move	Indoor Outdoor covered Outdoor uncovered		
	REXON DEA 3 GATE-Full-U Full-height turnstile with trombone style U-shaped arms 3 door wings With Integrated wheelchair width side gate, canopy & side panels	 High	Fail-Safe Motor	Frame/Canopy: hot-dip zinc galvanized and RAL powder coated Rotor with arms: polished stainless steel	Free to move	Indoor Outdoor covered Outdoor uncovered		
	REXON DEA 4 Full-height turnstile with straight arms 4 door wings With canopy & side panels	 High	Fail-Safe Motor	Completely in brushed stainless steel	Free to move	Indoor Outdoor covered Outdoor uncovered		
	REXON DEA DUO 4 Double full-height turnstile with straight arms 4 door wings With canopy & side panels	 High	Fail-Safe Motor	Completely in brushed stainless steel	Free to move	Indoor Outdoor covered Outdoor uncovered		

Turnstile model	General description	Security level	Drive mechanism	Standard material	Emergency	Operating environment	Passage Type	Price level
REXON ERA Full-height Motorized Turnstile (bi-directional)								
	REXON ERA 3 Full-height turnstile with straight arms 3 door wings	 High	Fail-Safe Motor	Frame: hot-dip zinc galvanized Rotor with arms: hot-dip zinc galvanized	Free to move	Indoor Outdoor covered Outdoor uncovered Extreme outdoor*		
	REXON ERA DUO 3 Double full-height turnstile with straight arms 3 door wings	 High	Fail-Safe Motor	Frame: hot-dip zinc galvanized Rotor with arms: hot-dip zinc galvanized	Free to move	Indoor Outdoor covered Outdoor uncovered Extreme outdoor*		
	REXON ERA 3 GATE-Bike Full-height turnstile with straight arms 3 door wings With Integrated bicycle side gate	 High	Fail-Safe Motor	Frame: hot-dip zinc galvanized Rotor with arms: hot-dip zinc galvanized	Free to move	Indoor Outdoor covered Outdoor uncovered Extreme outdoor*		
	REXON Basic 3 Full-height turnstile with straight arms 3 door wings	 High	Fail-Safe Motor	Frame: hot-dip zinc galvanized Rotor with arms: hot-dip zinc galvanized	Free to move	Indoor Outdoor covered Outdoor uncovered Extreme outdoor*		
	REXON ERA 3 GS Full-height turnstile with straight arms With glass side panels 3 door wings	 High	Fail-Safe Motor	Frame: hot-dip zinc galvanized Rotor with arms: hot-dip zinc galvanized Laminated glass panels	Free to move	Indoor Outdoor covered Outdoor uncovered Extreme outdoor*		
	REXON ERA 3-GS-U Full-height turnstile with U-shaped arms With glass side panels 3 door wings	 High	Fail-Safe Motor	Frame: hot-dip zinc galvanized Rotor with arms: polished stainless steel Laminated glass panels	Free to move	Indoor Outdoor covered Outdoor uncovered Extreme outdoor*		
	REXON ERA DUO 3 GS Double full-height turnstile with straight arms With glass side panels 3 door wings	 High	Fail-Safe Motor	Frame: hot-dip zinc galvanized Rotor with arms: hot-dip zinc galvanized Laminated glass panels	Free to move	Indoor Outdoor covered Outdoor uncovered Extreme outdoor*		
	REXON ERA 4 Full-height turnstile with straight arms 4 door wings	 High	Fail-Safe Motor	Frame: hot-dip zinc galvanized Rotor with arms: hot-dip zinc galvanized	Free to move	Indoor Outdoor covered Outdoor uncovered Extreme outdoor*		
	REXON ERA 4-LE Full-height turnstile with straight arms 4 door wings With entry/exit side panels	 High	Fail-Safe Motor	Frame: hot-dip zinc galvanized Rotor with arms: hot-dip zinc galvanized	Free to move	Indoor Outdoor covered Outdoor uncovered Extreme outdoor*		
	REXON ERA DUO 4-LE Double full-height turnstile with straight arms 4 door wings With entry/exit side panels	 High	Fail-Safe Motor	Frame: hot-dip zinc galvanized Rotor with arms: hot-dip zinc galvanized	Free to move	Indoor Outdoor covered Outdoor uncovered Extreme outdoor*		
REXON GLASS Revolving Glass Full-height turnstile								
	REXON GLASS Glass full-height turnstile Glass Barrier & side panels 3 door wings	 High	Fail-Safe Motor	Brushed stainless steel frame with tempered laminated glass side panels and barriers	Free to move	Indoor		
REXON Custom Full-Height Motorized Turnstile								
	REXON NET Security full-height turnstile with mesh door wings 3 door wings	 High	Fail-Safe Motor	Frame: hot-dip zinc galvanized Rotor with arms: mesh door wings	Free to move	Indoor Outdoor covered Outdoor uncovered		


Turnstile model	General description	Security level	Drive mechanism	Standard material	Emergency	Operating environment	Passage Type	Price level
GATE DEA/ERA Full-Height Motorized Gate (bi-directional)								
	GATE DEA Full-height gate with side frame & canopy Straight arms Wheelchair compliant width	 High	Fail-Safe Motor	Frame/Canopy: hot-dip zinc galvanized and RAL powder coated Rotor with arms: hot-dip zinc galvanized	Free to open Automatic opening*	Indoor Outdoor covered Outdoor uncovered		
	GATE DEA-U Full-height gate with side frame & canopy Trombone style (U-shaped) arms Wheelchair compliant width	 High	Fail-Safe Motor	Frame/Canopy: hot-dip zinc galvanized and RAL powder coated Rotor with arms: polished stainless steel	Free to open Automatic opening*	Indoor Outdoor covered Outdoor uncovered		
	GATE DEA DUO Double full-height gate with side frame & canopy Straight arms Wheelchair compliant width	 High	Fail-Safe Motor	Frame/Canopy: hot-dip zinc galvanized and RAL powder coated Rotor with arms: hot-dip zinc galvanized	Free to open Automatic opening*	Indoor Outdoor covered Outdoor uncovered		
	GATE DEA DUO-U Double full-height gate with side frame & canopy Trombone style (U-shaped) arms Wheelchair compliant width	 High	Fail-Safe Motor	Frame/Canopy: hot-dip zinc galvanized and RAL powder coated Rotor with arms: polished stainless steel	Free to move Automatic opening*	Indoor Outdoor covered Outdoor uncovered		
	GATE ERA Full-height gate Straight arms Wheelchair compliant width	 High	Fail-Safe Motor	Frame: hot-dip zinc galvanized Rotor with arms: hot-dip zinc galvanized	Free to open Automatic opening*	Indoor Outdoor covered Outdoor uncovered Extreme outdoor*		
	GATE ERA-U Full-height gate Trombone style (U-shaped) arms Wheelchair compliant width	 High	Fail-Safe Motor	Frame: hot-dip zinc galvanized Rotor with arms: polished stainless steel	Free to open Automatic opening*	Indoor Outdoor covered Outdoor uncovered Extreme outdoor*		
	GATE ERA DUO Double full-height gate Straight arms Wheelchair compliant width	 High	Fail-Safe Motor	Frame: hot-dip zinc galvanized Rotor with arms: hot-dip zinc galvanized	Free to open Automatic opening*	Indoor Outdoor covered Outdoor uncovered Extreme outdoor*		
	GATE ERA DUO-U Double full-height gate Trombone style (U-shaped) arms Wheelchair compliant width	 High	Fail-Safe Motor	Frame: hot-dip zinc galvanized Rotor with arms: polished stainless steel	Free to open Automatic opening*	Indoor Outdoor covered Outdoor uncovered Extreme outdoor*		
	GATE ERA LE Full-height gate with entry/exit side panels Straight arms Wheelchair compliant width	 High	Fail-Safe Motor	Frame: hot-dip zinc galvanized Rotor with arms: hot-dip zinc galvanized	Free to open Automatic opening*	Indoor Outdoor covered Outdoor uncovered Extreme outdoor*		
	GATE ERA LE-U Full-height gate with entry/exit side panels Trombone style (U-shaped) arms Wheelchair compliant width	 High	Fail-Safe Motor	Frame: hot-dip zinc galvanized Rotor with arms: polished stainless steel	Free to open Automatic opening*	Indoor Outdoor covered Outdoor uncovered Extreme outdoor*		
	GATE ERA DUO LE Double full-height gate with entry/exit side panels Straight arms Wheelchair compliant width	 High	Fail-Safe Motor	Frame: hot-dip zinc galvanized Rotor with arms: hot-dip zinc galvanized	Free to open Automatic opening*	Indoor Outdoor covered Outdoor uncovered Extreme outdoor*		
	GATE ERA DUO LE-U Double full-height gate with entry/exit side panels Trombone style (U-shaped) arms Wheelchair compliant width	 High	Fail-Safe Motor	Frame: hot-dip zinc galvanized Rotor with arms: polished stainless steel	Free to open Automatic opening*	Indoor Outdoor covered Outdoor uncovered Extreme outdoor*		

* Optional Accessories

Turnstile model	General description	Security level	Drive mechanism	Standard material	Emergency	Operating environment	Passage Type	Price level
ROUND Half-height Motorized Revolving (bi-directional)								
	ROUND E Half-height revolving turnstile	Middle	Fail-Safe Motor	Brushed stainless steel	Free to move	Indoor		
	ROUND E-S Half-height revolving turnstile Slim design	Middle	Fail-Safe Motor	Brushed stainless steel	Free to move	Indoor		
	ROUND F Half-height revolving turnstile with curved glass sides	Middle	Fail-Safe Motor	Brushed stainless steel Glass side panels	Free to move	Indoor		
	ROUND F-Top Half-height revolving turnstile Curved glass sides Premium top rail options	Middle	Fail-Safe Motor	Brushed stainless steel Glass side panels Premium top	Free to move	Indoor		
	ROUND J Half-height revolving turnstile	Middle	Fail-Safe Motor	Brushed stainless steel	Free to move	Indoor Outdoor covered* Outdoor uncovered*		
	ROUND J-S Half-height revolving turnstile Slim design	Middle	Fail-Safe Motor	Brushed stainless steel	Free to move	Indoor Outdoor covered* Outdoor uncovered*		
	ROUND J90-U arm Half-height revolving turnstile	Middle	Fail-Safe Motor	Brushed stainless steel	Free to move	Indoor Outdoor covered* Outdoor uncovered*		
	ROUND J90-Straight Half-height revolving turnstile	Middle	Fail-Safe Motor	Brushed stainless steel	Free to move	Indoor Outdoor covered* Outdoor uncovered*		
	ROUND J90-Straight 1300 Extended height (up to 1 300 mm)							
	ROUND J90 DUO-Straight Double half-height revolving turnstile	Middle	Fail-Safe Motor motor	Brushed stainless steel	Free to move	Indoor Outdoor covered* Outdoor uncovered*		
	ROUND J90 DUO-Straight 1300 Extended height (up to 1 300 mm)							

Product	General description	Security level	Standard material	Operating environment	Price level
Infill barriers					
	ZC Railing - 40 mm diameter	 Middle	Stainless steel tube	Indoor Outdoor	
	ZS 990 Glass railings Height 990 mm	 Middle	Stainless steel tube Tempered glass panel	Indoor	
	ZS 1800 Glass railings Height 1800 mm	 High	Stainless steel tube Tempered glass panel	Indoor	
	Frame Less Barrier Barrier anchoring under the floor	 Middle	Tempered glass	Indoor	

Ramps



Ramp LT
Ramp for installation on floor where drilling/cutting is not allowed
Available for all types of turnstiles, gates and barriers

Galvanized steel profile frame
with inside cable channels
- antislip black rubber floorings



COMINFO, a.s.

Nabrezi 695, 760 01 Zlín-Prstné, Czech Republic

T +420 603 151 333

cominfo@cominfo.cz

www.cominfo.eu